

# Optilite<sup>®</sup>

Proven and dedicated protein analyser

Simplified workflow for special protein testing



---

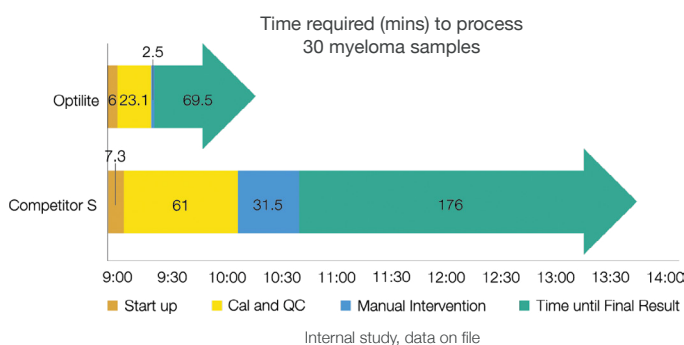
Optimised. Dedicated. True Protein Leadership.

# Experience our unique portfolio

To deliver the best service to your clinicians, special protein testing requires consistently high-quality results with predictable, short turnaround times. The Optilite system features fully automated dilutions plus random access for samples and reagents enabling a streamlined workflow for your entire laboratory. Optilite analyser users around the world have achieved this by running special proteins on a dedicated analyser.

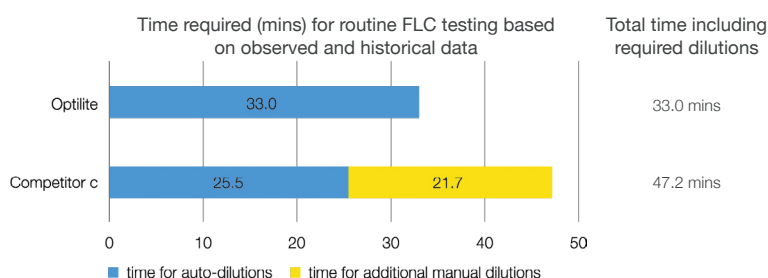
The Optilite analyser utilises proven turbidimetric technology which is known to be fast, robust and versatile, becoming the main technology for protein diagnostics worldwide. Combining the Optilite system's ease of use with Binding Site's high-quality latex-enhanced assays gives peace of mind and the freedom to allocate time and resources in the most efficient way.

- ✔ Partner with one single provider for scientific expertise and technical support
- ✔ Save valuable staff time by eliminating manual dilutions and unparalleled ease of use
- ✔ Begin testing earlier with daily start-up taking less than 10 minutes
- ✔ Improve time to end result with consistent throughput and high instrument uptime
- ✔ Avoid unnecessary reagent waste with wide measuring ranges, large dilution steps, on-board cooling and long open-vial reagent stability

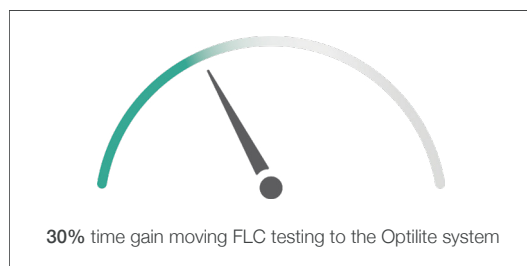


“We needed an analyser that could run these special protein assays quickly and efficiently, which led to the decision to move them to the Optilite as a stand alone analyser - The biggest benefit we have seen is to our workflow”.

- Peterborough City Hospital, UK



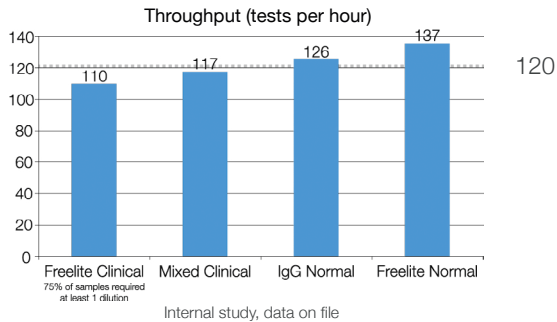
Study by Hennepin County Medical Center, Minneapolis, USA  
(Presented at the 2021 AACC Annual Scientific Meeting & Clinical Lab Expo)



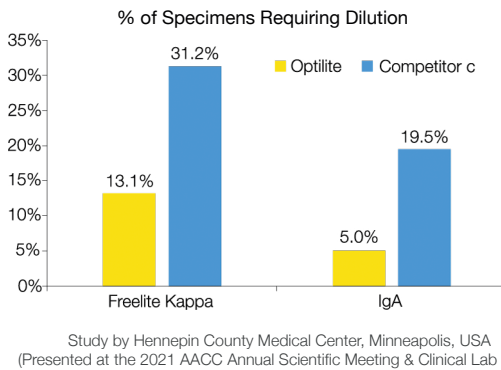
# Load. Start. Results.

## Operational efficiency

- ✔ Quick time to reportable result with fewer, fully automated dilutions
- ✔ Reagent and time savings using large dilution steps and wide measuring ranges
- ✔ Self-contained benchtop analyser, simplifying installation
- ✔ Full flexibility through continuous loading and unloading of samples and reagents
- ✔ Maximise productivity with fast and consistent throughput regardless of assay mix
- ✔ Easy to use software and bi-directional LIS-interface



The workflow scheduling software handles complex workloads maximizing throughput irrespective of the sample mix. In a clinical setting the Optilite analyser achieves an average throughput of 120 tests per hour.



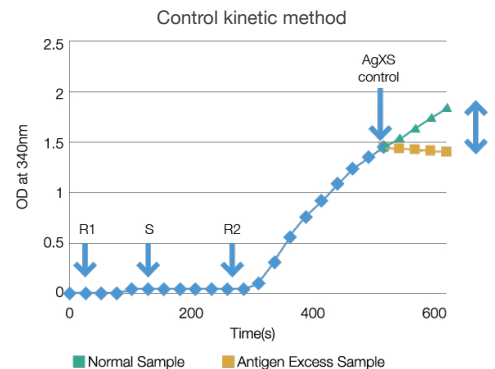
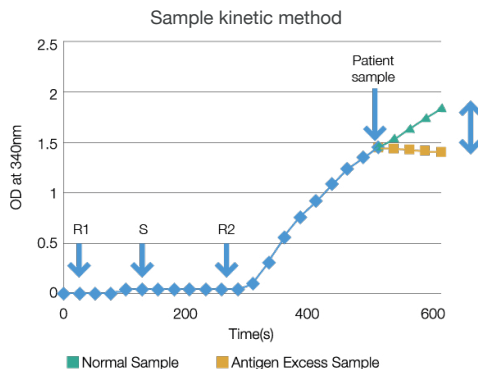
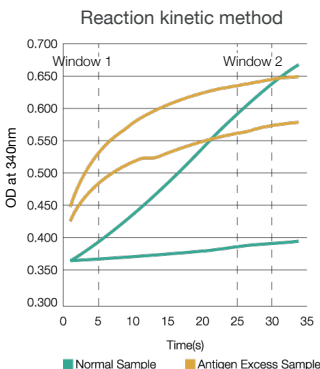
Our wide measuring ranges reduce the need for dilutions by up to 75% compared to alternative methods. Any remaining dilutions are done automatically removing any manual intervention.

“Automatic dilutions to end result saves us a lot of time and eliminates the needs to have regular manual dilutions, or have them checked”.

- Peterborough City Hospital, UK

## Consistent quality

- ✔ Excellent reliability with a mean-time between failure greater than nineteen months\*
- ✔ Eliminate carry-over and cuvette degradation with disposable cuvettes
- ✔ Assay protocols optimised with one of three automated antigen excess detection methods
- ✔ Efficient reagent management with on-board cooling and up to three months open vial stability
- ✔ Full barcoded traceability of reagents, calibrators and controls
- ✔ IVDR compliant and supports ISO 15189 accreditation



\* based on 12 months global data between January and December 2021

# Key technical specifications

Instrument dimensions and weight	37" / 940mm (W) 27.6" / 700mm (D) 24.4" / 620mm (H) 242lbs / 110kg
Water requirements	Max 2.5 L / hour De-ionised water
Barcode compatibility	Code 128 Code 39 USS Codabar Interleaved 2 of 5
Interface	LIS connectivity (RS-232C bi-directional interface)

Sample tubes dimensions	0.5 mL, 2.0 mL cups and sample tubes (diameter 12 - 16 mm, length 75 - 100 mm)
Loading capacity	54 sample positions 36 dual-reagent positions 360 self-loading cuvettes
Sample types	Serum Plasma Urine CSF STAT

Unique menu with over 50 assays

3 methods for antigen excess detection

Fully automated dilutions to end result

Compact, robust benchtop analyser

Fast and consistent throughput

Service and support excellence



- Y Monoclonal Gammopathies
- Y Immunoglobulins
- Y Ig Subclasses
- Y Complement
- Y Central Nervous System Disorders
- Y Renal Function
- Y Specific Proteins



## Optimised. Dedicated. True protein leadership.

Find out how your laboratory can benefit by contacting [info@bindingsite.com](mailto:info@bindingsite.com) or visiting [www.bindingsite.com](http://www.bindingsite.com)



Optilite® is a registered trademark of The Binding Site Group Ltd (Birmingham, UK) in certain countries.  
© 2022, The Binding Site Group Ltd, Birmingham, UK.



June 2022  
MKG1070